



QUARTERLY REPORT OF REVENUE AND OTHER RECEIPTS
As at the Quarter Ending March 31, 2024


Department : Department of Labor and Employment (DOLE)
Agency/Entity : Professional Regulation Commission
Operating Unit : Central Office
Organization Code (UACS) : 16 008 0100000
Fund Cluster : 01 - Regular Agency Fund

Classification/Sources of Revenue and Other Receipts	UACS CODE	REVENUE TARGET (Annual) per BESF	Actual Revenue and Other Receipts Collections					Cumulative Remittance/Deposits to Date			Variance		Remarks
			1st Quarter Ending March 31	2nd Quarter Ending June 30	3rd Quarter Ending September 30	4th Quarter Ending December 31	Total	Remittance to BTr	Deposited with AGDB	Total	Amount	%	
1	2	3	4	5	6	7	8=(4+5+6+7)	9	10	11=(9+10)	12=(8-3)	13=(12/3)	14
Regular Agency Fund		1,290,151,000.00	456,625,946.76	0.00	0.00	0.00	456,625,946.76	0.00	461,455,537.75	461,455,537.75	(833,525,053.24)	-65 %	
Revenue Collections		1,290,151,000.00	456,625,946.76	0.00	0.00	0.00	456,625,946.76	0.00	461,455,537.75	461,455,537.75	(833,525,053.24)	-65 %	
Cash Revenue		1,290,151,000.00	456,625,946.76	0.00	0.00	0.00	456,625,946.76	0.00	461,455,537.75	461,455,537.75	(833,525,053.24)	-65 %	
Non-Tax		1,290,151,000.00	456,625,946.76	0.00	0.00	0.00	456,625,946.76	0.00	461,455,537.75	461,455,537.75	(833,525,053.24)	-65 %	
Registration Fees	4020102000	153,062,000.00	64,836,540.00	0.00	0.00	0.00	64,836,540.00	0.00	64,747,390.00	64,747,390.00	(88,225,460.00)	-58 %	
Licensing Fees	4020106000	458,658,000.00	165,643,105.00	0.00	0.00	0.00	165,643,105.00	0.00	166,637,530.00	166,637,530.00	(293,014,895.00)	-64 %	
Legal Fees	4020109000	0.00	1,060.00	0.00	0.00	0.00	1,060.00	0.00	1,070.00	1,070.00	1,060.00	0 %	
Other Verification and Authentication Fees	4020111099	165,117,000.00	68,988,096.00	0.00	0.00	0.00	68,988,096.00	0.00	69,169,101.00	69,169,101.00	(96,128,904.00)	-58 %	
Fines and Penalties - Service Income	4020114000	12,902,000.00	3,977,753.00	0.00	0.00	0.00	3,977,753.00	0.00	4,012,775.00	4,012,775.00	(8,924,247.00)	-69 %	
Other Service Income	4020199099	48,341,000.00	3,967,762.45	0.00	0.00	0.00	3,967,762.45	0.00	3,969,747.45	3,969,747.45	(44,373,237.55)	-92 %	
Examination Fees	4020203000	452,071,000.00	137,085,900.01	0.00	0.00	0.00	137,085,900.01	0.00	140,770,050.00	140,770,050.00	(314,985,099.99)	-70 %	
Miscellaneous Income	4060999000	0.00	12,125,730.30	0.00	0.00	0.00	12,125,730.30	0.00	12,147,874.30	12,147,874.30	12,125,730.30	0 %	
GRAND TOTAL		1,290,151,000.00	456,625,946.76	0.00	0.00	0.00	456,625,946.76	0.00	461,455,537.75	461,455,537.75	(833,525,053.24)	-65 %	

Certified Correct:

RASETES E. RAZONABE
Accountant
Date: April 29, 2024 04:50 PM

Certified Correct:
N/A
N/A
Date: April 29, 2024 04:50 PM

Recommending Approval By:

JOSE A. ABUNDO
Director IV, PMFS
Date: April 29, 2024 05:04 PM

Approved By:

JOSE Y. CUETO, JR.
Agency Head/Authorized Representative
Date: April 29, 2024 05:05 PM